



# 2022-2023 WINTER SEASON RESORT GUIDE



**RYUOO SKI PARK / SUGADAIRA KOGEN SNOW RESORT  
KAWABA SKI RESORT / MEIHO SKI RESORT  
TSUGAIKE KOGEN MOUNTAIN RESORT / HAKUBA IWATAKE SNOW FIELD  
HAKUBA HAPPO-ONE SKI RESORT / KASHIMAYARI SKI RESORT FAMILY PARK  
MIYAGI ZAO EBOSHI RESORT / OGNA HOTAKA SKI RESORT**



從SORA terrace上享受最佳品質的粉雪和壯麗景色  
Finest powder and spectacular view from SORA terrace.

## FEATURE

從海拔1930米的Skyland區域滑行時可以欣賞到絕景，初級者也可以享受到粉雪滑行的樂趣，而山腳的谷地區有廣闊的坡地延伸開來。纜車下方的樹林滑道區是喜歡粉雪的人一定要嘗試的刺激斜坡。從海拔1770米的SORA terrace可以俯瞰北阿爾卑斯山脈和日本海

The Skyland area, where you can see the superb view from an altitude of 1930m, even beginners can enjoy powder snow, and there are vast burns in the valley area at the foot of the mountain. KIOTOSHI area under the ropeway is a thrilling slope that you want to taste at least once if you like powder. You can overlook the Northern Alps and the Sea of Japan from SORA terrace at an altitude of 1770m.

## RECOMMEND



每天都有免費的初學者滑雪板入門課程。教練會詳細指導如何穿著雪靴、滑雪的技巧以及搭乘雪場纜車的方法

A snowboard free lessons for beginner are held every day. The instructor carefully instructs how to put on boots, how to slide, and get on and off the lift.



位於海拔1770米的「SORA terrace 咖啡廳」擁有溫暖的壁爐區和咖啡吧台，營造出豪華的空間氛圍。您可以一邊享用美食和飲品，一邊欣賞壯麗的景色  
You can enjoy the spectacular view from "SORA terrace cafe" located at 1770m, while enjoying food and drinks.



最大斜度36度、滑行距離約1400公尺的非壓雪區域「木落滑道」是粉雪愛好者一定要嚐試的刺激斜坡

"KIOTOSHI" course in the non-compacted snow area is a thrilling slope for powder freaks with a maximum slope of 36 degrees and a run distance of about 1400m.

## INFORMATION

〒381-0405 長野県下高井郡山ノ内町夜間瀬 11700

OFFICIAL HP <https://ryuoo.com/winter/>

OPEN: 2022.12.3 ~ 2023.4.2

最長滑走距離 Longest sliding distance: 6000m

標高 Elevation: TOP 1930m BASE 850m

Lift數 纜車數 Lift/Ropeway: 8/1

雪道數 Course: 18

雪票1日券 Tickets(Lift One Day)

・大人 Adult: ¥5,200

・小孩 Child: ¥2,200

OFFICIAL HP




twitter



Instagram



facebook







景觀和雪質堪稱日本的達沃斯

The view and the snow quality is truly the Davos of Japan.

## FEATURE

距離首都圈約200公里，交通便利。由於低溫和高晴天率，這裡是一個雪況良好的大型滑雪場。提供多達60條多樣化的滑道，適合初學者到高級玩家的不同等級。另外，乘坐雪地摩托車的「根子岳雪地摩托車行程」非常受歡迎。

Good access of about 200km from the metropolitan area. Due to its low temperature and high sunny weather, the big slope condition is great. A total of 60 courses with abundant variations that can be enjoyed by beginners to advanced players. The "Nekodake Snowcat Tour", where you ride on a snow car, is very popular.

## RECOMMEND



菅平高原SKI RESORT有眾多滑雪和雪板學校適合初學者首次嘗試冬季運動

Why don't you start winter sports in Sugadaira Kogen where there are many ski and snowboard schools?



為了慶祝96周年，我們將贈送一張一天的纜車券給菅平地區住宿的一個家庭，該家庭的總年齡為96歲

In celebration of our 96th anniversary, we are giving away one day lift ticket to families whose total age is 96 years old who have stayed at Sugadaira.



自1月13日至2月24日的每週五營業日，滑雪場將舉辦女性免費日（團體除外）

Free admission for women during the sunrise night time on Fridays from January 13 to February 24, (except for groups)

## INFORMATION

〒386-2204 長野県上田市菅平高原1223-146

TEL 0268-74-2137

OPEN: 2022.12.9 ~ 2023.4.2

最長滑走距離 Longest sliding distance: 2600m

標高 Elevation: TOP 1650m BASE 1250m

吊椅數 Lift: 18

雪道數 Course: 60

雪票1日券 Tickets (Lift One Day)

・大人 Adult: ¥5,400

・銀髮族 Senior (60over): ¥4,300

・國中生 Junior high school student: ¥4,300

・白髮族 Grand Senior (70over): ¥3,800

・小孩 Child: ¥3,100

●上田菅平優惠 (2022.12.9 ~ 2023.2.5)

1日券: 通常料金 1,000円、2日券: 2,000円



Instagram



facebook



OFFICIAL HP



# Kawaba 川場滑雪場

## KAWABA SKI RESORT

從首都圈前往只需2小時，即可享受絕佳的粉雪滑行體驗  
Enjoy the perfect powder snow in 2 hours from Tokyo metropolitan area.


POW and WALL  
Enjoy THE RIDE  
KAWABA

### FEATURE

位於關越高速公路沼田出口(沼田IC)最近的川場滑雪場準備了共10條滑道，供初學者到高級玩家盡情享受。周圍還有各種商店和餐廳，如「KAWABA City」，並提供充足的離坡娛樂設施

Provided a total of 10 courses which beginner to advanced-level riders can enjoy at the ski resort nearest from Numata interchange on the Kanetsu Expressway. Variety of shops and restaurants in "KAWABA City" are lined up well and support off-snow time as well.

### RECOMMEND



本賽季我們將繼續展開以四項內容為軸心的活動“ENJOY THE RIDE”，提出新的遊玩方式和樂趣。從開場到結束，我們希望您能體驗到以下四種樂趣：“THE SURF RIDE PARK”、“FIRST TRACK CAT SERVICE”、“OFF THE PISTE”和“POWDER SHAPE PREMIUM RENTALS”。其中，“OFF THE PISTE”將擴大區域並預計開放！此外，本季度還將推出全新的S-CLASS，您可以享受到頂級的私人度假體驗。優先通行證（優先搭車）服務等，讓您享受高級滑雪樂趣

Kawaba Ski Resort's "ENJOY THE RIDE" campaign that offers four contents of new ways of fun and play will be launched again this season: "THE SURF RIDE PARK", "FIRST TRACK CAT SERVICE", "OFF THE PISTE" and "POWDER SHAPE PREMIUM RENTALS"; available from season's open to end for your utmost experience. "OFF THE PISTE" area has been expanded this season! Premium service "S-CLASS" is also available.



### INFORMATION

〒378-0101 群馬県利根郡川場村川場高原  
TEL 0278-52-3345

OPEN: 2022.12.3 ~ 2023.4.16

最長滑走距離 Longest sliding distance: 3300m

標高 Elevation: TOP 1870m BASE 1230m

吊椅數 Lift: 5

雪道數 Course: 10

雪票1日券 Tickets (Lift One Day)

・大人 Adult: (W)¥ 5,200 / (H)¥5,500

・銀髮 Senior (50over):

(W)¥4,600 / (H)¥4,900

・小孩 Child:

(W)¥3,900 / (H)¥4,200

(W)平日 Weekday, (H)土日祝 Holiday

twitter



Instagram



facebook



OFFICIAL HP







全長5000公尺的長距離滑行是西日本最大的規模雪道  
The 5000-meter long cruise is one of the largest in western Japan.

## FEATURE

設有全13條滑道，可供從初學者到高級玩家享受的樂趣。與主要滑雪場毗鄰，還設有西日本最大的寬敞兒童樂園，讓全家人可以放心地玩樂

A total of 13 courses are laid out for beginners to experts to enjoy. Adjacent to the main slope is one of the largest kids' parks in western Japan, where families can play with ease.

## RECOMMEND



在滑雪場基地附近的初學者專用滑道上，設有移動式輸送帶（Easy Line），作為滑雪場初體驗的升級步驟，非常適合從小孩子到成人進行滑雪和滑板的基礎練習

Beginner slope area is equipped with fooded moving belt.



沿著α5000滑道的兩側分布著6個利用自然地形的區域，分別是受到廣大群眾喜愛的「CHIKAI PARK」和最適合練習的「狐舞道場」

The "CHIKAI PARK" that takes advantage of the six natural terrains along the Alpha 5000 course for a wide range of players to enjoy, and the bump lane course "Kobu Dojo" that are perfect for practicing are very popular.



使用100%牛肉製成，肉汁豐富的漢堡肉，搭配獨特的麵包皮製成的「厚切培根起司漢堡」，美味到令人上癮。此外，MEIHO義式冰淇淋也非常受歡迎

We recommended original bacon-cheese burger.It's so juicy and large volume.Please try this taste!



## INFORMATION

〒501-4304 岐阜県郡上市明宝奥住水沢上 3447-1  
TEL 0575-87-2811

OPEN: 2022.12.16~2023.4.9

最長滑走距離 Longest sliding distance: 5000m

標高 Elevation: TOP 1600m BASE 900m

吊椅數 Lift: 5

雪道數 Course: 13

雪票1日券 Tickets(Lift One Day)

・大人 Adult: (W)¥4,500/ (H)¥5,200

・銀髮 Senior (55over): (W)¥4,000/ (H)¥4,700

・中高生 Student:

(W)¥3,500/ (H)¥4,200

・小孩 Child: ¥2,200

※(W)平日 Weekday, (H)土日祝 Holiday

OFFICIAL HP



twitter



Instagram



facebook





TSUGAIKE  
MOUNTAIN  
RESORT

# 母池高原渡假村

## TSUGAIKE MOUNTAIN RESORT

家庭友善的寬敞雪道和雪質優良的安心廣大渡假村  
A peaceful resort with extensive snow quality and space for families.

### FEATURE

這個渡假村擁有國內最大的1200公尺寬廣坡度，不僅雪質優良，也是讓家庭安心滑雪的最佳場所。此外，渡假村還提供豐富的滑雪公園和粉雪課程，還有一條長達5000公尺的長坡，中高級滑雪者也會非常滿意

Featuring a 1200m course one of the largest in Japan, along with gentle slopes and fine snow quality for family guests. There is also a 5000m long course for intermediate and advanced skiers.

### RECOMMEND



在經過雪崩控制的限定區域「TSUGAPOW DBD」，您可以享受到絕佳的粉雪滑行體驗

Enjoy the finest powder snow in the avalanche-controlled limited area "TSUGAPOW DBD".



完全配備了高品質且安全性及娛樂性兼具的「TG PARKS」滑雪公園

Equipped with high-quality park "TG PARKS" that is safe and entertaining.



非常適合孩子們初次體驗雪的場所。在與朋友一起快樂的雪池遊樂公園「SNOW WOW!」中，您可以度過最棒的冬季體驗。

The ideal snow-debut place for your children! Enjoy the best winter experience at a snow playing park "SNOW WOW!" with your friends.



### INFORMATION

〒399-9422 長野県北安曇郡小谷村大字千国乙12840-1  
TEL 0261-83-2255

OPEN: 2022.12.1~2023.5.7

最長滑走距離 Longest sliding distance: 5000m

標高 Elevation: TOP 1704m BASE 800m

Lift數 Gondola數 Ropeway數

Lift Gondola Ropeway: 19\_1\_1

雪道數 Course: 14

雪票1日券 Tickets(Lift One Day)

• 大人 Adult: ¥5,900

• 銀髮 Senior(60over): ¥4,300

• 小孩 Child: ¥3,500

OFFICIAL HP



twitter



Instagram



facebook







一個可以享受滑雪和觀光的絕景山地度假村  
A mountain resort with a spectacular view where you can both ski and sightsee.

## FEATURE

您可以欣賞到北阿爾卑斯山脈的壯麗景色，同時也可以享受到白馬村的迷人街景，並在利用自然地形打造的多樣化滑雪道上享受滑雪。還有絕景咖啡廳和露台「HAKUBA MOUNTAIN HARBOR」以及雪地戶外區域「IWATAKE WHITE PARK」等，提供您多樣化的觀光服務

You can enjoy a variety of courses that make the most of the natural terrain while overlooking the spectacular view of the Northern Alps and the town of Hakuba Village. There are a variety of contents to enjoy while taking a break, such as the superb view cafe & terrace "HAKUBA MOUNTAIN HARBOR" and the snow outdoor area "IWATAKE WHITE PARK".

## RECOMMEND



受歡迎的雪地圖位於景色優美且寬廣的南坡，設有固定設施，您可以一邊欣賞壯麗的景色，一邊享受舒適地進行各種技巧動作，包括踏板跳台和多樣化的道具

The popular snow park is located on the vast and scenic South Slope. You can enjoy tricks with kickers and a variety of items while enjoying the spectacular view.



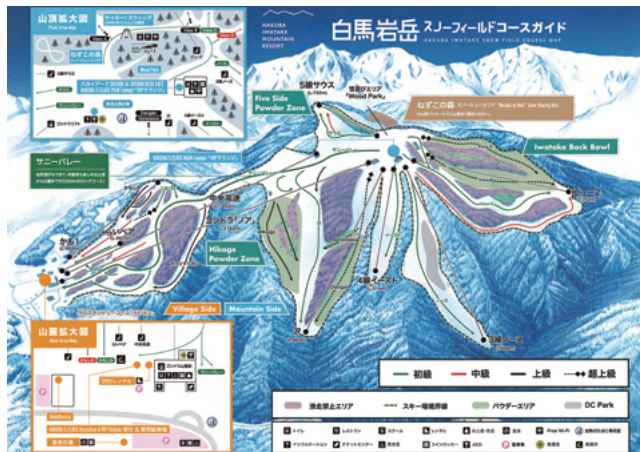
在2022年春季開業的專營司康和奶茶招牌店「CHAVATY HAKUBA」在冬季也繼續營業，您可以一邊欣賞著壯麗景色，一邊輕鬆地享受著悠閒時光。

Grand opening in Spring 2022, the scones and tea latte's cafe "CHAVATY HAKUBA" opens in Winter, too. Enjoy the gourmet with the view of the village and the Northern Alps.



受到廣大歡迎的雪地圖戶外區域「IWATAKE WHITE PARK」的內容在本季更加豐富多彩，包括拍照打卡的風景區域和讓寵物盡情奔跑的雪原寵物區等。

The contents of the snow outdoor area "IWATAKE WHITE PARK", which has become popular for its photogenic area and pet zone where you can run your fullest on the snow field, will be further enhanced this season.



## INFORMATION

〒399-9301 長野県北安曇郡白馬村北城12056

TEL 0261-72-2474

OPEN: 2022.12.16 ~ 2023.3.26

最長滑走距離 Longest sliding distance: 3300m

標高 Elevation: TOP 1289m BASE 750m

Lift數 Gondola數 Lift Gondola: 8\_1

雪道數 Course: 26

雪票1日券 Tickets(Lift One Day)

• 大人 Adult: ¥5,000 (平日割引 ¥4,800)

• 銀髮優惠 Senior(60-69): ¥4,500

• 白髮優惠 High Senior(70-): ¥4,200

• 小孩 Child: ¥3,200 (平日割引 ¥3,000)

OFFICIAL HP



twitter



Instagram



facebook







# 白馬八方尾根滑雪場

HAKUBA HAPPO-ONE SKI RESORT

國內最大級、白馬地區佔地200公頃的頂尖超大型滑雪場！

Super big slopes! One of the largest in Japan and the biggest size of 200ha in Hakuba!

## FEATURE

位於八方尾根的滑雪場以其總滑行距離達到23,000公尺的規模而聞名，擁有各種多彩的滑雪道，讓所有滑雪者都能找到滿足。從滑雪場山頂可以欣賞到壯麗的廣闊全景。本季度咲花區的雪地公園再次開放！

Happo-one boasts a total run length of 23,000 meters, with a variety of courses that will satisfy all skiers. The beautiful panoramic view from the top of the ski resort is breathtaking. Snow Park is back in Sakka area this season!

## RECOMMEND



非常適合初次滑雪體驗。在全天候的圓頂型移動滑雪帶上，您可以輕鬆自在地享受雪地的樂趣。場內還擺放著充氣遊樂設施和雪橇，使您能夠安心地進行滑雪。

Ideal for debut on the slopes. The all-weather dome-shaped moving belt makes it easy and comfortable to get acquainted with snow. There is a variety of fluffy play equipment and state-of-the-art sleds. Skiing debutants will also feel at ease.



被全球認可的HAPPO POWDER。您可以在滑雪場多處的未加壓雪地上享受RIDE ON的樂趣。

The world famous HAPPO POWDER. The unpressurized snow areas scattered along the slopeside is a great place to start from the morning.



八在八方尾根的咲花區，雪地公園復活了！由日本頂尖的公園建設團隊THE PARKS監修，在八方尾根寬闊的雪場和最佳雪質的優勢基礎上，打造出了一個結合衝浪風格和自由式滑雪的公園！從天際線到公園的長滑道，適合所有雪板滑雪者的推薦選擇。

A snow park is back in the Sakka area in Happo-one! Under the supervision of THE PARKS, Japan's premier park creation team, a surf riding x freestyle park was born, making the most of Happo's wide burns and best snow quality! Long runs from the skyline to the park are recommended for snowboarders of all levels.

## INFORMATION

〒399-9301 長野県北安曇郡白馬村八方  
TEL 0261-72-3280

OPEN: 2022.12月~2023.5.7

最長滑走距離 Longest sliding distance: 8000m

標高 Elevation: TOP 1831m BASE 760m

Lift數 Gondola數 Lift Gondola: 21.1

雪道數 Course: 16

雪票1日券 Tickets(Lift One Day)

- 大人 Adult: ¥6,500
- 銀髮 Senior(65over): ¥5,800
- 小孩 Child: ¥3,200

twitter



Instagram



facebook



OFFICIAL HP







HAKUBA VALLEY

## 鹿島槍滑雪場 FAMILY PARK

KASHIMAYARI SKI RESORT

## 日本最佳的家庭與兒童冬季主題樂園

Aim!! Family/Kids Winter Theme Park Japan No.1!

## FEATURE

我們致力於打造能讓非滑雪者也能享受雪地遊樂的「冬季主題樂園」，同時讓有孩子的家庭安心又有趣的享受「雪山初體驗」！這座滑雪場位於長野縣大町市，是白馬地區的入口處。它位於壯麗的北阿爾卑斯山白馬地區中最南端，並且交通便利，非常適合首都圈的遊客。即使對於擔心滑雪道的人來說，也可以安心地前來參觀。我們在上個賽季開設了「寶可夢雪地冒險」，其中包括受歡迎的全長150公尺雪地充氣滑梯公園另外還設有非常適合孩子們初次體驗滑雪的雪地手扶梯！

Aim!! Family ski debut Japan one! While aiming to become a "winter theme park" where even non-skiers can enjoy playing in the snow, we will support the fun and safe "Snow Mountain Debut" of kids and families! A ski resort in Omachi City, Nagano Prefecture that is the gateway to the Hakuba area. It is located in the southernmost part of the Hakuba area of the Northern Alps with a superb view, and has good access from the metropolitan area! Even those who are worried about snowy roads can come with confidence. "Pokémon Snow Adventure", which opened last season, is equipped with snow escalators that are perfect for children's ski debuts, including the popular contents and a snow tubing park with a total length of 150 meters!

## RECOMMEND



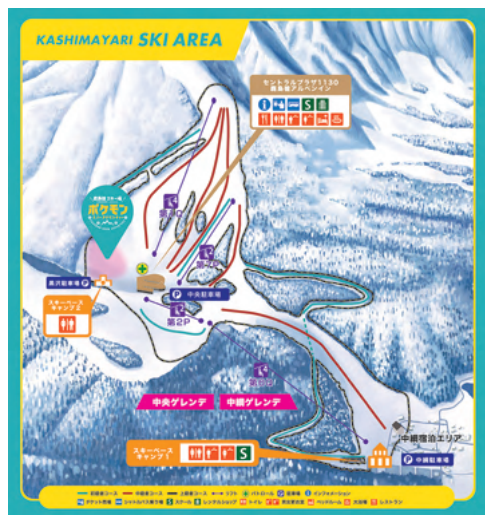
在寶可夢雪地冒險中，150公尺的雪地充氣滑梯非常受家長和孩子們喜愛！

In Pokémon Snow Adventure, 150m snow tubing that can be enjoyed by parents and children is very popular!!



在初學者專用的滑雪場上，設有總長度為190公尺的雪地手扶梯。即使對於搭乘纜車感到不安的人，也可以安心地進行練習。

The debutant-only slope is equipped with a snow escalator with a total distance of 190 meters. Those who are anxious about riding the lifts can practice without anxiety.



特別為孩子們設置了安心安全的休息室和用餐區域「專屬兒童休息空間」

Newly established a safe and secure rest room & dining space "Kids Only Rest Space" for children!

## INFORMATION

〒398-0001 長野県大町市平20490-4 TEL 0261-23-1231

OPEN: 2022.12.24～2023.3 下旬 (予定)

OPEN TIME: 土日祝9:00am～15:30pm / 平日9:00am～15:00pm

最長滑走距離 Longest sliding distance: 4100m

標高 Elevation: TOP 1550m BASE 830m

Lift數 Lift: 4 / 雪道數 Course: 9

雪票1日券 Tickets (Lift One Day)

・大人 Adult: ¥4,000 / ・学生 (高校生～大學生) Student: ¥3,000

・小孩 Child (4歳～中学生): ¥2,000 / ・親子 Adult &amp; Child: ¥4,000 (通常¥6,000)

OFFICIAL HP



twitter



Instagram



facebook





# 宮城蔵王烏帽子渡假村

MIYAGI ZAO EBOSHI RESORT

俯瞰仙台市和太平洋的4.3公里長滑行雪道  
4.3km of long cruising overlooking Sendai and the Pacific Ocean.

## FEATURE

從仙台市內或仙台機場約60分鐘即可到達。這個滑雪度假村擁有一個長達4300公尺的刺激滑道，可以一邊俯瞰仙台平原和太平洋一邊滑行，還有最大傾斜度達35度的挑戰滑道和適合初學者和家庭的高原滑雪場和家庭滑雪場等，適合不同水平的客人來享受滑雪樂趣

60-minute access form Sendai City/Airport. The ski resort offers a 4,300m dynamic course with a view of the Sendai Plain and the Pacific Ocean, a challenging course with bumpy slopes of maximum 35 degrees, and a tableland slope that is friendly for beginners and families.

## RECOMMEND



在滑雪場的上部地區有未加壓的雪地區  
您還可以享受藏王獨特的乾燥粉雪樂趣

The upper area offers non-compacted snow to enjoy the dry powder snow unique to Zao.



在ISHIKO Park, 初學者也可以享受樂趣。將在2月至3月期間舉辦針對初學者的免費滑雪公園課程

Free park lessons called "Ishiko Park Dojo" are held for beginners at all-level friendly ISHIKO Park.



在兒童樂園中，設有東北地區最大的80公尺雪地手扶梯。非常適合從雪橇遊戲開始進行初次滑雪和滑雪板練習的孩子們

There is a kids' park equipped with an 80-meter snow escalator, one of the largest in Tohoku. Recommended for slendding and first time skiing/ snowboarding practice.

## INFORMATION

〒989-0998 宮城県蔵王町達刈田温泉倉石岳国有林内  
TEL 0224-34-4001

OPEN: 2022.12.1~2023.3.26 (予定)

最長滑走距離 Longest sliding distance: 4300m

標高 Elevation: TOP 1350m BASE 650m

Lift數 Gondola數 Lift-Gondola: 5.1

雪道數 Course: 10

雪票1日券 Tickets(Lift One Day)

- ・大人 Adult: (W)¥4,900/(H)¥5,200
- ・學生 (高校・大学) Student: (W)¥4,200/(H)¥4,500
- ・銀髮 (60over) Senior: (W)¥4,200/(H)¥4,500
- ・小孩 Child: ¥2,200

※(W)平日 Weekday, (H)六日國定假期 Holiday

Instagram



facebook



OFFICIAL HP





**KATASHINA  
OGNA HOTAKA**  
Snow Resort

# OGNA武尊滑雪場

## OGNA HOTAKA SKI RESORT



多樣的地形和100%純天然極致粉雪

Variety of topography and 100% natural snow premium powder.

### FEATURE

距離首都圈僅需2小時的百分之百自然粉雪滑雪場！從1,828公尺的海拔高度到3,500公尺的長程滑雪道，可以享受如絲般順滑的粉雪！這個滑雪場充分利用地形，提供多樣有趣的滑雪道和設有雪地手扶梯和兒童廣場，適合各個年齡層的遊客，從兒童到年長者，從初學者到高手都可以享受滑雪的樂趣

Only 2 hours from capital aera. Good quality powder snow for long cruising from 1828m to 3500m above sea level. Several courses, snow escalator and snow playground for kids are prepared. A powder snow paradise for everyone.

### RECOMMEND



開放感十足，還可以享受更長的滑行的山道風景也非常迷人

A ridge course that is full of openness and allows you to enjoy long cruising. The view is also attractive.



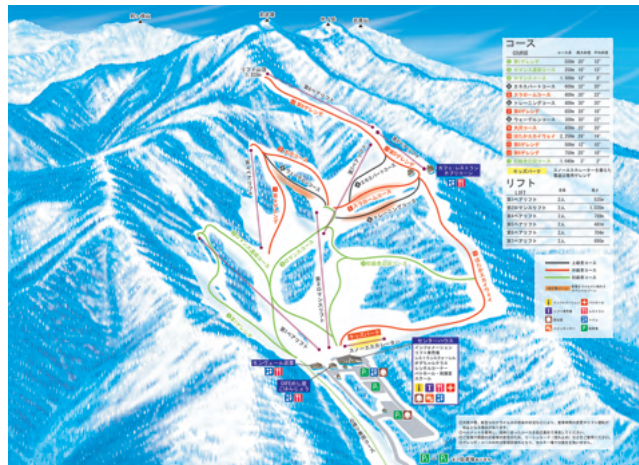
利用地形設計的多樣有趣的滑雪道，玩上一整天也不會感到厭倦

Diverse terrains make the course fun and won't let you get bored.



完善的兒童遊樂場，提供安全可靠的雪地遊樂設施，您可以舒適地使用雪地手扶梯

There is also a safe and secure kids' plaza and snow escalator for playing in the snow.



### INFORMATION

〒378-0408 群馬県利根郡片品村花咲字武尊山

TEL 0278-58-2133

OPEN: 2022.12.24 ~ 2023.3.26

最長滑走距離 Longest sliding distance: 3500m

標高 Elevation: TOP 1828m BASE 1200m

Lift數 Lift: 6

雪道數 Course: 13

雪票1日券 Tickets(Lift One Day)

・大人 Adult: (W)¥4,200/(H)¥4,500

・銀髮 Senior (55over):

(W)¥3,500/(H)¥3,800

・小孩 Child (小学生以下):

(W)¥3,000/(H)¥3,300

※(W)平日 Weekday, (H)六日國定假日 Holiday

OFFICIAL HP



twitter



Instagram



facebook





# GREEN SEASON RESORT

## 柵池高原山岳渡假村 TSUGAIKE KOGEN MOUNTAIN RESORT

瞭望著白馬大雪谷，位於中部山岳國立公園的「柵池自然園」  
"Tsugaike National Park" in Chubu Sangaku National Park where you can view one of the three major snowy valleys in Japan.

在柵池自然園中，有著舒適的木製步道，  
讓您可以享受自然流轉的寧靜時光。  
請在這裡享受大自然的魅力

OPEN: 2023.6月~10月  
TICKETS:  
大人 Adult ¥3700  
小孩 Child ¥2100



## 白馬岩岳MOUNTAIN RESORT HAKUBA IWATAKE MOUNTAIN RESORT

與朋友和家人一同放鬆，享受整天的絕景渡假村  
A spectacular resort that you can enjoy all day long.

2023年5月下旬將舉辦第三屆的  
HAKUBA ヤッホー！FESTIVAL. 其中  
包括音樂節和野外活動

OPEN: 2023年4月末~11月上旬  
TICKETS:  
大人 Adult ¥2400  
小孩 Child ¥1300  
寵物 Pet ¥700



## 白馬八方尾根 HAKUBA HAPPO-ONE

輕便的絕景登山徒步行  
Spectacular trekking with easy access.  
位於標高2060公尺的神秘湖泊「八方池」，水面如鏡般反射出美麗的  
白馬三山，美得令人驚嘆

OPEN: 2023.6月~10月  
TICKETS:  
大人 Adult ¥3300  
小孩 Child ¥2100




## SORA terrace/龍王山岳渡假村 SORA terrace / RYUOO MOUNTAIN RESORT

雲海和夕陽編織出幻想般的世界  
A fantastic scenery of sea of clouds and sunset.

位於海拔1770公尺的絕景景點「SORA terrace」，可以欣賞到迷人的雲海。  
而「SORA terrace cafe」則讓您享受  
美食的同時俯瞰風景，充滿魅力

OPEN: 2023.4月末~11月上旬  
TICKETS:  
大人 Adult ¥2300~2600  
小孩 Child ¥1200~1300



## MEIHO渡假村 MEIHO KOGEN CAMPFIELD

清澈的空氣和耀眼的綠，夜晚則有滿天星閃耀  
Clear air, dazzling greenery and a starry sky with full of stars at night.

在海拔900公尺的大自然中的豪華露營  
地。您可以享受刺激的空中遊樂設施、  
飛越地壘的滑索、野性四散的越野車公園  
和清新的獨木舟體驗等活動

OPEN: 2023.5月~10月



## 鹿島槍SPORTS VILLAGE KASHIMAYARI SPORTS VILLAGE

在大自然中嘗試各式各樣的戶外活動  
Enjoy a variety of activities in great nature.

在鹿島槍高原，您可以在清澈的空氣和  
即使在盛夏也感到涼爽的寬廣草原上體  
驗奢華的露營

OPEN: 2023.4月末~11月



## 天空和風的遊樂設施HANETTA Adventure playground of Sky and Breeze HANETTA

可以讓親子同遊的戶外遊樂設施  
Outdoor net athletics for family fun.

在全國享有盛名的道之驛「川場田園廣  
場」旁邊，新開設的HANETTA讓大人  
和孩子都能盡情享受

OPEN: 2023.4月末~11月中旬  
大人 Adult ¥1700  
小孩 Child ¥1500  
3歲~上小學前¥1000



## 宮城藏王烏帽子渡假村 MIYAGI ZAO EBOSHI RESORT

在宮城藏王，以五感來享受大自然之美  
Enjoy the nature of Miyagi Zao with all five senses.

有50萬株的水仙花、杜鵑花、山野草  
和紅葉，為場內增添了燦爛多彩的色彩。  
在5月至10月期間，還可以觀賞到廣闊  
的藏王星空，還有夜間纜車空中散步活  
動

OPEN: 2023.4月~10月



## 片品武尊牧場露營區 KATASHINA HOTAKA RANCH CAMPSITE

位於海拔1500公尺的清新高原，景色優美視野開闊  
The refreshing plateau at an altitude of 1,500m has a great view!

位於日本百名山之一的上州武尊山中腹  
的一個豐富多樣的露營地。從這裡可以  
一覽富士山的美景、日光白根山等衆多  
山脈，地理位置優越！在6月，群馬縣  
的天然紀念物「蓮華杜鵑花」盛開，周  
圍一片紅色。您還可以參加帳篷三溫暖、  
木工手工藝和蠟燭製作等自然體驗活動

OPEN: 2023.5月~10月

